



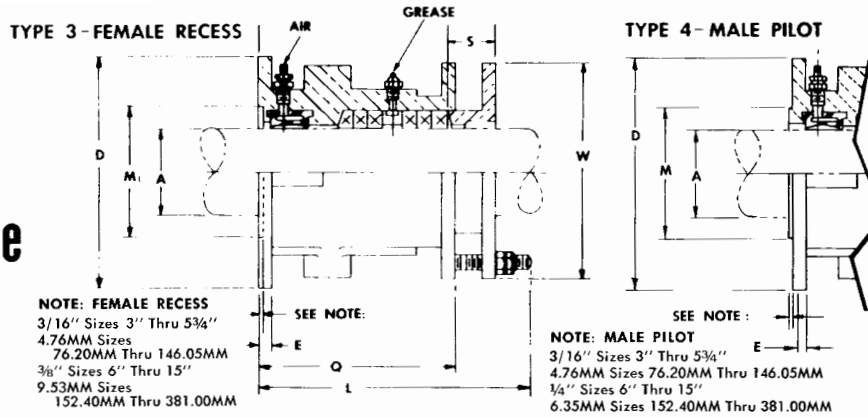
1074 Kenran Industrial Dr.
St. Louis, MO 63137
Phone: 1-800-381-9968

HUMCO SHAFT ACCESSORIES

Johnson® Forward Stern Tube Stuffing Box: Air-Grease Service



Forward Stern Tube Stuffing Box With "Air Seal" Ring Dimensions -



(FIG. 1787IR AIR-GREASE SERVICE)

A	O.D. SHAFT OR SLEEVE JOURNAL	FIG. 1787 AND CODE NO.	WITH FEMALE RECESS FOR FLANGE BEARING		WITH MALE PILOT FOR DBA-2 ASSEMBLY		D	E	M	M ₁	Q	L	S	W	PACKING O.D.	PACKING SIZE	NO. OF PACKING RINGS				
			TYPE 3	TYPE 4	TYPE 3	TYPE 4															
INCHES	MM	J.R. PART NO.	260005	INCHES	MM	INCHES	MM	INCHES	MM	INCHES	MM	INCHES	MM	INCHES	MM	INCHES	MM				
3	76.20	0300	016	017	7 1/2	190.50	7 1/16	11.11	4 1/2	114.30	4 3/4	120.65	6 5/16	160.34	215.90	36.51	177.80	4	101.60	12.70	6
3 1/4	82.55	0314	020	—	7 1/2	190.50	7 1/16	11.11	—	—	4 3/4	120.65	6 5/16	160.34	215.90	36.51	177.80	7	107.95	12.70	6
3 1/2	88.90	0312	024	025	8 1/8	206.38	5/8	15.88	4 1/2	114.30	5 1/4	133.35	6 5/16	160.34	220.66	41.28	193.68	4 1/2	114.30	12.70	6
3 3/4	95.25	0334	028	—	8 1/8	206.38	5/8	15.88	—	—	5 1/4	133.35	6 5/16	160.34	220.66	41.28	193.68	7 3/8	120.65	12.70	6
4	101.60	0400	032	033	8 5/8	219.08	5/8	15.88	5 1/2	139.70	5 3/4	146.05	6 5/16	160.34	220.66	41.28	206.38	5	127.00	12.70	6
4 1/4	107.95	0414	036	037	8 5/8	219.08	5/8	15.88	5 1/2	139.70	5 3/4	146.05	6 5/16	160.34	220.66	41.28	206.38	8 1/8	133.35	12.70	6
4 1/2	114.30	0412	040	041	9 3/8	238.13	13/16	20.64	6 1/8	155.58	6 1/2	165.10	7 5/16	185.74	252.41	47.63	225.43	5 3/4	146.05	15.88	6
4 3/4	120.65	0434	044	045	9 3/8	238.13	13/16	20.64	6 1/8	155.58	6 1/2	165.10	7 5/16	185.74	252.41	47.63	225.43	6	152.40	15.88	6
5	127.00	0500	048	049	10 1/8	257.18	13/16	20.64	6 1/2	165.10	7 1/4	184.15	8 1/8	217.49	303.21	60.33	244.48	9 5/8	165.10	19.05	6
5 1/4	133.35	0514	052	053	10 1/8	257.18	13/16	20.64	6 1/2	165.10	7 1/4	184.15	8 1/8	217.49	303.21	60.33	244.48	9 5/8	171.45	19.05	6
5 1/2	139.70	0512	056	057	10 5/8	269.88	13/16	20.64	7 1/2	190.50	7 3/4	196.85	8 1/8	217.49	303.21	60.33	257.18	7	177.80	19.05	6
5 3/4	146.05	0534	060	061	10 5/8	269.88	13/16	20.64	7 1/2	190.50	7 3/4	196.85	8 1/8	217.49	303.21	60.33	257.18	10 1/8	184.15	19.05	6
6	152.40	0600	064	065	11 3/8	288.93	13/16	20.64	8	203.20	8	203.20	8 3/4	222.25	323.85	76.20	282.58	7 1/2	190.50	19.05	6
6 1/4	158.75	0614	068	069	11 3/8	288.93	13/16	20.64	8	203.20	8	203.20	8 3/4	222.25	323.85	76.20	282.58	7 3/4	196.85	19.05	6
6 1/2	165.10	0612	072	073	13 1/2	342.90	7/8	22.23	8 1/2	215.90	8 5/8	219.08	9 3/4	247.65	349.25	76.20	307.98	8 1/4	209.55	22.23	6
6 5/8	168.28	0658	074	—	13 1/2	342.90	7/8	22.23	—	—	8 5/8	219.08	9 3/4	247.65	349.25	76.20	307.98	8 3/8	212.73	22.23	6
6 3/4	171.45	0634	076	077	13 3/4	349.25	7/8	22.23	8 1/2	215.90	9	228.60	9 3/4	247.65	349.25	76.20	317.50	8 1/2	215.90	22.23	6
6 7/8	174.63	0678	078	—	13 3/4	349.25	7/8	22.23	—	—	9	228.60	9 3/4	247.65	349.25	76.20	317.50	8 5/8	219.08	22.23	6
7	177.80	0700	080	081	13 3/4	349.25	7/8	22.23	9 1/4	234.95	9	228.60	9 3/4	247.65	349.25	76.20	317.50	8 3/4	222.25	22.23	6
7 1/4	180.98	0718	082	—	14 1/8	358.78	7/8	22.23	—	—	9 5/8	244.48	11 1/8	282.58	396.88	88.90	327.03	9 1/8	231.78	25.40	6
7 1/2	184.15	0714	084	085	14 1/8	358.78	7/8	22.23	9 1/4	234.95	9 5/8	244.48	11 1/8	282.58	396.88	88.90	327.03	9 1/4	234.95	25.40	6
7 3/4	187.33	0738	086	—	14 1/8	358.78	7/8	22.23	—	—	9 5/8	244.48	11 1/8	282.58	396.88	88.90	327.03	12 1/2	238.13	25.40	6
7 1/2	190.50	0712	088	089	14 1/2	368.30	7/8	22.23	10 1/4	260.35	10	254.00	11 1/8	282.58	396.88	88.90	336.55	9 1/2	241.30	25.40	6

9



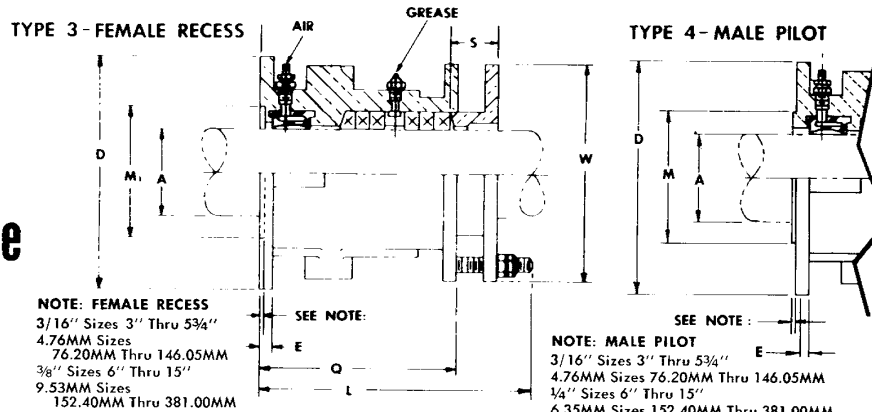
1074 Kenran Industrial Dr.
St. Louis, MO 63137
Phone: 1-800-381-9968

HUMCO SHAFT ACCESSORIES

Johnson® Forward Stern Tube Stuffing Box: Air-Grease Service



Forward Stern Tube Stuffing Box With "Air Seal" Ring Dimensions -



(FIG. 1787IR AIR-GREASE SERVICE)

A	O.D. SHAFT OR SLEEVE JOURNAL	FIG. 1787 AND CODE NO.	WITH FEMALE RECESS FOR FLANGE BEARING		WITH MALE PILOT FOR DBA-2 ASSEMBLY		D	E	M	M ₁	Q	L	S	W	PACKING O.D.	PACKING SIZE	NO. OF PACKING RINGS
			TYPE 3	TYPE 4	TYPE 3	TYPE 4											
INCHES	MM	J.R. PART No.	260005	INCHES	MM	INCHES	MM	INCHES	MM	INCHES	MM	INCHES	MM	INCHES	MM	INCHES	MM
7 7/8	193.68	0758	090	—	14 1/2	368.30	22.23	—	10	11 1/8	15 5/8	3 1/2	13 1/4	9 3/8	244.48	25.40	6
7 3/4	196.85	0734	092	093	14 1/2	368.30	22.23	10 1/4	10	11 1/8	15 5/8	3 1/2	13 1/4	9 3/4	247.65	25.40	6
7 7/8	200.03	0778	094	—	14 7/8	377.83	22.23	—	10 3/8	11 1/8	15 5/8	3 1/2	13 3/8	9 7/8	250.83	25.40	6
8	203.20	0800	096	097	14 7/8	377.83	22.23	10 1/4	10 3/8	11 1/8	15 5/8	3 1/2	13 5/8	10	254.00	25.40	6
8 1/8	206.38	0818	098	—	14 7/8	377.83	22.23	—	10 3/8	11 1/8	15 5/8	3 1/2	13 3/8	10 1/8	257.18	25.40	6
8 1/4	209.55	0814	100	101	15 1/4	387.35	22.23	11	10 3/4	11 1/8	15 5/8	3 1/2	14	10 1/4	260.35	25.40	6
8 3/8	212.73	0838	102	—	15 1/4	387.35	22.23	—	10 3/4	11 1/8	15 5/8	3 1/2	14	10 3/8	263.53	25.40	6
8 1/2	215.90	0812	104	105	15 1/4	387.35	22.23	11	10 3/4	11 1/8	15 5/8	3 1/2	14	10 1/2	266.70	25.40	6
8 5/8	219.08	0858	106	—	15 5/8	396.88	25.40	—	11 1/8	11 1/8	15 5/8	3 1/2	14 3/8	10 5/8	269.88	25.40	6
8 3/4	222.25	0834	108	109	15 5/8	396.88	25.40	11	11 1/8	11 1/8	15 5/8	3 1/2	14 3/8	10 3/4	273.05	25.40	6
8 7/8	225.43	0878	110	—	15 5/8	396.88	25.40	—	11 1/8	11 1/8	15 5/8	3 1/2	14 3/8	10 7/8	276.23	25.40	6
9	228.60	0900	112	113	16	406.40	25.40	11 3/4	11 1/2	11 1/8	15 5/8	3 1/2	14 3/4	11	279.40	25.40	6
9 1/8	231.78	0918	114	—	16	406.40	25.40	—	11 1/2	11 1/8	15 5/8	3 1/2	14 3/4	11 1/8	282.58	25.40	6
9 1/4	234.95	0914	116	117	16	406.40	25.40	11 3/4	11 1/2	11 1/8	15 5/8	3 1/2	14 3/4	11 1/4	285.75	25.40	6
9 3/8	238.13	0938	118	—	16 3/8	415.93	25.40	—	11 1/8	11 1/8	15 5/8	3 1/2	15 1/8	11 3/8	288.93	25.40	6
9 1/2	241.30	0912	120	121	16 3/8	415.93	25.40	11 3/4	11 1/8	11 1/8	15 5/8	3 1/2	15 1/8	11 1/2	292.10	25.40	6
9 5/8	244.48	0958	122	—	16 3/8	415.93	25.40	—	11 7/8	11 1/8	15 5/8	3 1/2	15 1/8	11 5/8	295.28	25.40	6
9 3/4	247.65	0934	124	125	16 3/8	428.63	25.40	12 3/4	12 3/8	11 1/8	15 5/8	3 1/2	15 1/2	11 3/4	298.45	25.40	6
9 7/8	250.83	0978	126	—	16 3/8	428.63	25.40	—	12 3/8	11 1/8	15 5/8	3 1/2	15 1/2	11 7/8	301.63	25.40	6
10	254.00	1000	128	129	16 3/8	428.63	25.40	12 3/4	12 3/8	11 1/8	15 5/8	3 1/2	15 1/2	12	304.80	25.40	6
10 1/8	257.18	1018	130	—	17 1/8	454.03	25.40	—	12 3/4	11 3/4	16 1/4	3 1/2	16	12 1/8	307.98	25.40	6
10 1/4	260.35	1014	132	133	17 1/8	454.03	25.40	12 3/4	12 3/8	11 3/4	16 1/4	3 1/2	16	12 1/4	311.15	25.40	6
10 3/8	263.53	1038	134	—	17 1/8	454.03	25.40	—	12 3/4	11 3/4	16 1/4	3 1/2	16	12 3/8	314.33	25.40	6

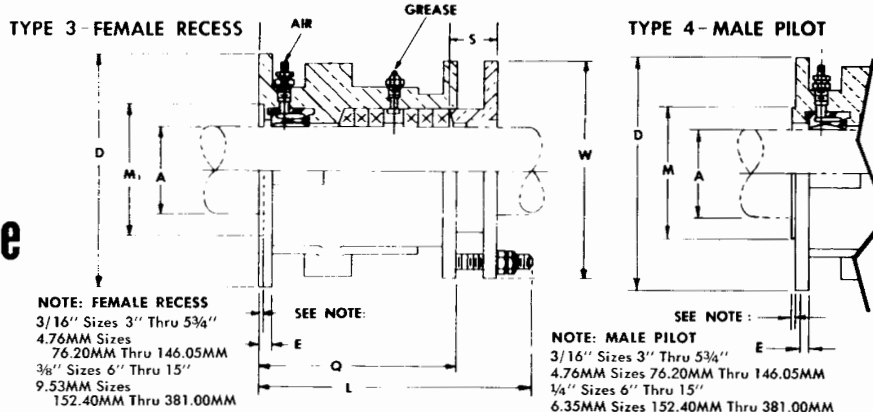


1074 Kenran Industrial Dr.
St. Louis, MO 63137
Phone: 1-800-381-9968

HUMCO SHAFT ACCESSORIES

Johnson® Forward Stern Tube Stuffing Box: Air-Grease Service

Forward Stern Tube Stuffing Box With "Air Seal" Ring Dimensions -



(FIG. 1787IR AIR-GREASE SERVICE)

A	O.D. SHAFT OR SLEEVE JOURNAL	FIG. 1787 AND CODE NO.	WITH FEMALE RECESS FOR FLANGE BEARING		WITH MALE PILOT FOR DBA-2 ASSEMBLY		D	E	M	M ₁	O	L	S	W	PACKING O.D.	PACKING SIZE	NO. OF PACKING RINGS
			TYPE 3	TYPE 4	J.R. PART No. 260005	J.R. PART No. 260005											
INCHES MM			INCHES MM	INCHES MM	INCHES MM	INCHES MM	INCHES MM	INCHES MM	INCHES MM	INCHES MM	INCHES MM	INCHES MM	INCHES MM	INCHES MM	INCHES MM	INCHES MM	INCHES MM
10 1/2 266.70	1012	136	137	18 1/4 463.55	1	25.40	13 3/4 349.25	13 3/8 333.38	11 3/4 298.45	16 1/4 412.75	3 1/2 88.90	16 3/8 415.93	12 1/2 317.50	1	25.40	6	
10 5/8 269.88	1058	138	—	18 1/4 463.55	1	25.40	—	13 3/8 333.38	11 3/4 298.45	16 1/4 412.75	3 1/2 88.90	16 3/8 415.93	12 5/8 320.68	1	25.40	6	
10 3/4 273.05	1034	140	141	18 1/4 463.55	1	25.40	13 3/4 349.25	13 3/8 333.38	11 3/4 298.45	16 1/4 412.75	3 1/2 88.90	16 3/8 415.93	12 3/4 323.85	1	25.40	6	
10 7/8 276.23	1078	142	—	18 3/8 473.08	1	25.40	—	13 1/2 342.90	11 3/4 298.45	16 1/4 412.75	3 1/2 88.90	16 3/4 425.45	12 7/8 327.03	1	25.40	6	
11 279.40	1100	144	145	18 3/8 473.08	1	25.40	13 3/4 349.25	13 1/2 342.90	11 3/4 298.45	16 1/4 412.75	3 1/2 88.90	16 3/4 425.45	13 330.20	1	25.40	6	
11 1/8 282.58	1118	146	—	18 3/8 473.08	1	25.40	—	13 1/2 342.90	11 3/4 298.45	16 1/4 412.75	3 1/2 88.90	16 3/4 425.45	13 1/8 333.38	1	25.40	6	
11 1/4 285.75	1114	148	149	19 482.60	1	25.40	14 1/2 368.30	13 7/8 352.43	11 3/4 298.45	16 1/4 412.75	3 1/2 88.90	17 1/8 434.98	13 1/4 336.55	1	25.40	6	
11 3/8 288.93	1138	150	—	19 482.60	1	25.40	—	13 3/8 352.43	11 3/4 298.45	16 1/4 412.75	3 1/2 88.90	17 1/8 434.98	13 3/8 339.73	1	25.40	6	
11 1/2 292.10	1112	152	153	19 482.60	1	25.40	14 1/2 368.30	13 7/8 352.43	11 3/4 298.45	16 1/4 412.75	3 1/2 88.90	17 1/8 434.98	13 1/2 342.90	1	25.40	6	
11 5/8 295.28	1158	154	—	19 3/8 492.13	1	25.40	—	14 1/8 353.78	11 3/4 298.45	16 1/4 412.75	3 1/2 88.90	17 1/2 444.50	13 3/8 346.08	1	25.40	6	
11 3/4 298.45	1134	156	157	19 3/8 492.13	1	25.40	14 1/2 368.30	14 1/8 353.78	11 3/4 298.45	16 1/4 412.75	3 1/2 88.90	17 1/2 444.50	13 3/4 349.25	1	25.40	6	
11 7/8 304.63	1178	158	—	19 3/8 492.13	1	25.40	—	14 1/8 353.78	11 3/4 298.45	16 1/4 412.75	3 1/2 88.90	17 1/2 444.50	13 7/8 353.43	1	25.40	6	
12 309.80	1200	160	161	19 3/4 501.65	1	25.40	15 1/2 393.70	14 1/2 368.30	11 5/8 295.28	16 3/8 415.93	3 3/4 95.25	17 3/8 454.03	14 355.61	1	25.40	6	
12 1/8 307.98	1218	162	—	19 3/4 501.65	1	25.40	—	14 1/2 368.30	11 5/8 295.28	16 3/8 415.93	3 3/4 95.25	17 3/8 454.03	14 1/8 358.78	1	25.40	6	
12 1/4 311.15	1214	164	165	19 3/4 501.65	1	25.40	15 1/2 393.70	14 1/2 368.30	11 5/8 295.28	16 3/8 415.93	3 3/4 95.25	17 3/8 454.03	14 1/4 361.95	1	25.40	6	
12 5/8 314.33	1238	166	—	20 1/8 511.18	1 1/8 28.58	—	—	15 1/8 384.18	11 3/8 295.28	16 3/8 415.93	3 3/4 95.25	18 1/4 463.55	14 3/8 365.13	1	25.40	6	
12 1/2 317.50	1212	168	169	20 1/8 511.18	1 1/8 28.58	15 1/2 393.70	15 1/8 384.18	11 5/8 295.28	11 5/8 295.28	16 3/8 415.93	3 3/4 95.25	18 1/4 463.55	14 1/2 368.30	1	25.40	6	
12 3/4 320.68	1258	170	—	20 1/8 511.18	1 1/8 28.58	—	—	15 1/8 384.18	11 5/8 295.28	16 3/8 415.93	3 3/4 95.25	18 1/4 463.55	14 5/8 371.48	1	25.40	6	
12 3/4 323.85	1234	172	173	20 1/2 520.70	1 1/8 28.58	16 1/4 412.75	15 1/2 393.70	15 1/2 393.70	11 5/8 295.28	16 3/8 415.93	3 3/4 95.25	18 5/8 473.08	14 3/4 374.65	1	25.40	6	
12 7/8 327.03	1278	174	—	20 1/2 520.70	1 1/8 28.58	—	—	15 1/2 393.70	11 5/8 295.28	16 3/8 415.93	3 3/4 95.25	18 3/8 473.08	14 7/8 377.83	1	25.40	6	
13 330.20	1300	176	177	20 1/2 520.70	1 1/8 28.58	16 1/4 412.75	15 1/2 393.70	15 1/2 393.70	11 5/8 295.28	16 3/8 415.93	3 3/4 95.25	18 3/8 473.08	15 381.00	1	25.40	6	
13 1/8 333.38	1318	178	—	21 533.40	1 1/8 28.58	—	—	15 3/4 400.05	11 5/8 295.28	16 3/8 415.93	3 3/4 95.25	19 1/8 485.78	15 1/8 384.18	1	25.40	6	
13 1/4 336.55	1314	180	181	21 533.40	1 1/8 28.58	16 1/4 412.75	15 3/4 400.05	15 3/4 400.05	11 5/8 295.28	16 3/8 415.93	3 3/4 95.25	19 1/8 485.78	15 1/4 387.35	1	25.40	6	



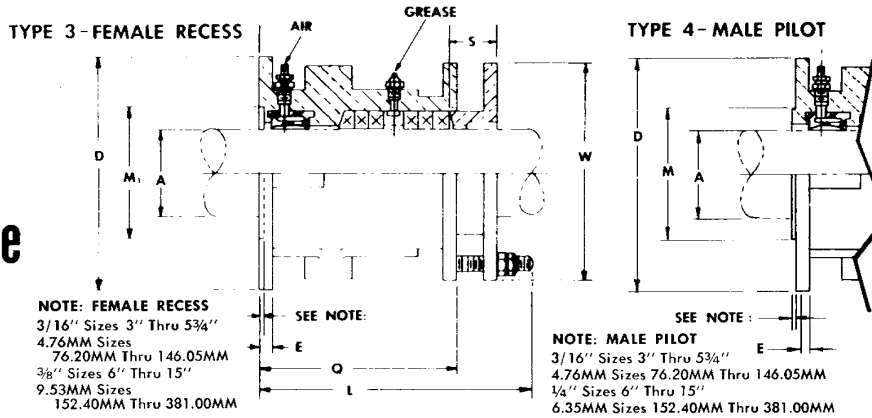
1074 Kenran Industrial Dr.
St. Louis, MO 63137
Phone: 1-800-381-9968

HUMCO SHAFT ACCESSORIES

Johnson® Forward Stern Tube Stuffing Box: Air-Grease Service



Forward Stern Tube Stuffing Box With "Air Seal" Ring Dimensions -



NOTE: FOR FLANGE HOLES SEE DRILLING DIAGRAM ON PAGES 746 AND 747

(FIG. 1787IR AIR-GREASE SERVICE)

A	O.D. SHAFT OR SLEEVE JOURNAL	FIG. 1787 AND CODE NO.	WITH FEMALE RECESS FOR FLANGE BEARING		WITH MALE PILOT FOR DBA-2 ASSEMBLY		D	E	M	M ₁	Q	L	S	W	PACKING O.D.	PACKING SIZE	NO. OF PACKING RINGS
			TYPE 3	TYPE 4	STUFFING BOX FLANGE DIAMETER	STUFFING BOX FLANGE THICKNESS											
INCHES MM		J.R. PART No. 260005	INCHES MM	INCHES MM	INCHES MM	INCHES MM	INCHES MM	INCHES MM	INCHES MM	INCHES MM	INCHES MM	INCHES MM	INCHES MM	INCHES MM	INCHES MM	INCHES MM	
13 3/8	339.73	1338	182	—	21	1 1/8	533.40	28.58	—	15 3/4	11 5/8	16 3/8	3 3/4	19 1/2	15 3/8	1	6
13 1/2	342.90	1312	184	185	21 3/8	1 1/8	542.93	28.58	17 1/4	16 1/4	11 5/8	16 3/8	3 3/4	19 1/2	15 1/2	1	6
13 5/8	346.08	1358	186	—	21 3/8	1 1/8	542.93	28.58	—	16 1/4	11 5/8	16 3/8	3 3/4	19 1/2	15 3/8	1	6
13 3/4	349.25	1334	188	189	21 3/8	1 1/8	542.93	28.58	17 1/4	16 1/4	11 5/8	16 3/8	3 3/4	19 1/2	15 3/4	1	6
13 7/8	352.43	1378	190	—	21 3/4	1 1/8	552.45	28.58	—	16 3/8	11 5/8	16 3/8	3 3/4	19 7/8	15 7/8	1	6
14	355.60	1400	192	193	21 3/4	1 1/8	552.45	28.58	17 1/4	16 3/8	11 5/8	16 3/8	3 3/4	19 7/8	16	1	6
14 1/8	358.78	1418	194	—	21 3/4	1 1/8	552.45	28.58	—	16 3/8	11 5/8	16 3/8	3 3/4	19 7/8	16 1/8	1	6
14 1/4	361.95	1414	196	197	22 1/8	1 1/8	561.98	28.58	18 1/4	17 1/4	11 7/8	16 3/8	3 3/4	20 1/4	16 1/4	1	6
14 3/8	365.13	1438	198	—	22 1/8	1 1/8	561.98	28.58	—	17 1/4	11 7/8	16 3/8	3 3/4	20 1/4	16 3/8	1	6
14 1/2	368.30	1412	200	201	22 1/2	1 1/8	561.98	28.58	18 1/4	17 1/4	11 7/8	16 3/8	3 3/4	20 1/4	16 1/2	1	6
14 5/8	371.48	1458	202	—	22 1/2	1 1/8	571.50	28.58	—	17 1/2	11 7/8	16 5/8	3 3/4	20 5/8	16 5/8	1	6
14 3/4	374.65	1434	204	205	22 1/2	1 1/8	571.50	28.58	18 1/4	17 1/2	11 7/8	16 5/8	3 3/4	20 5/8	16 3/4	1	6
14 7/8	377.83	1478	206	—	22 3/4	1 1/8	577.85	28.58	—	17 3/4	11 7/8	16 5/8	3 3/4	20 7/8	16 7/8	1	6
15	381.00	1500	208	209	22 3/4	1 1/8	577.85	28.58	19	17 3/4	11 7/8	16 5/8	3 3/4	20 7/8	17	1	6