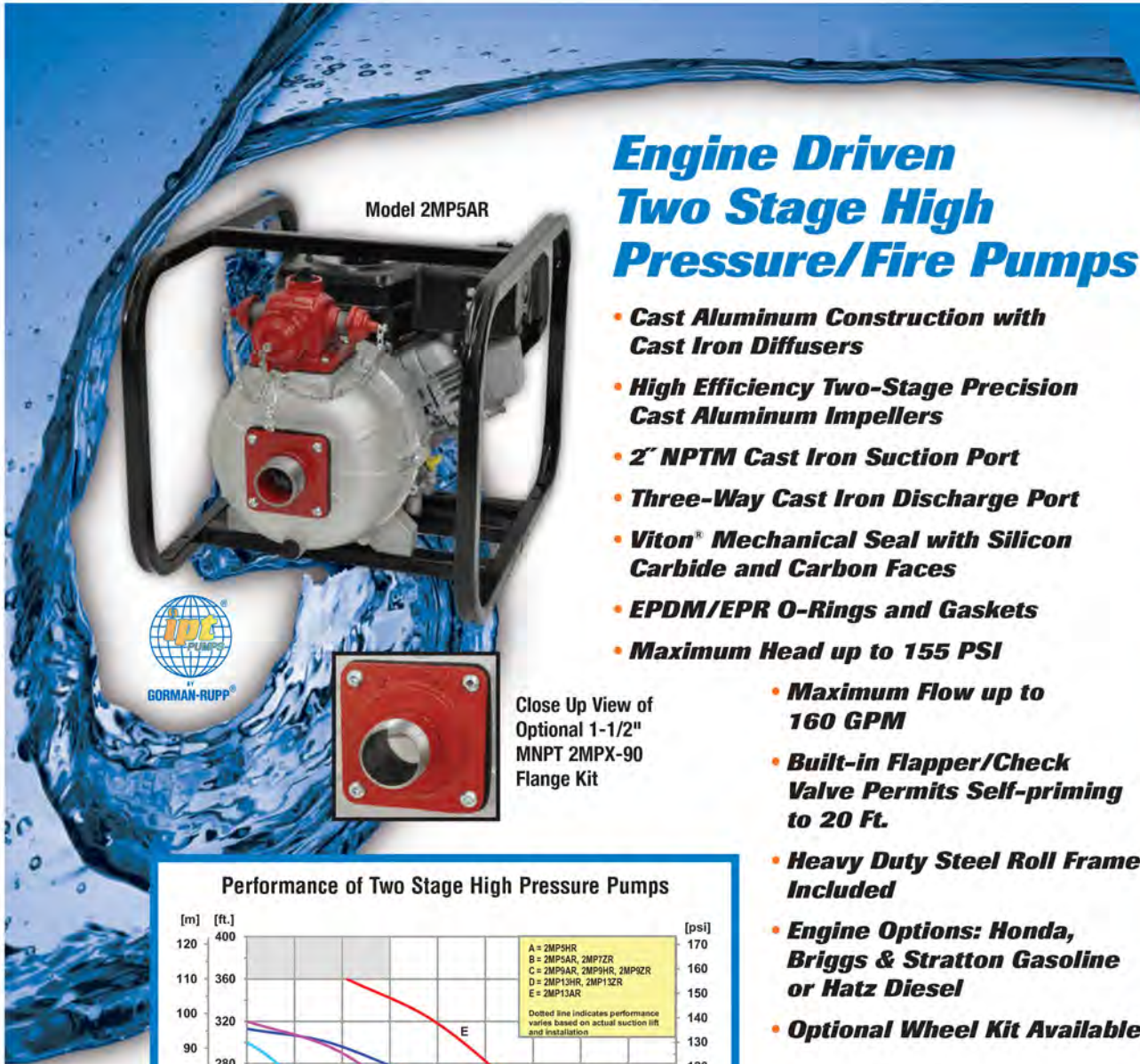




1074 Kenran Industrial Blvd  
 Saint Louis, MO 63137  
 Phone: (800) 381-9968

# HUMCO Pumps

## AMT Fire Pumps



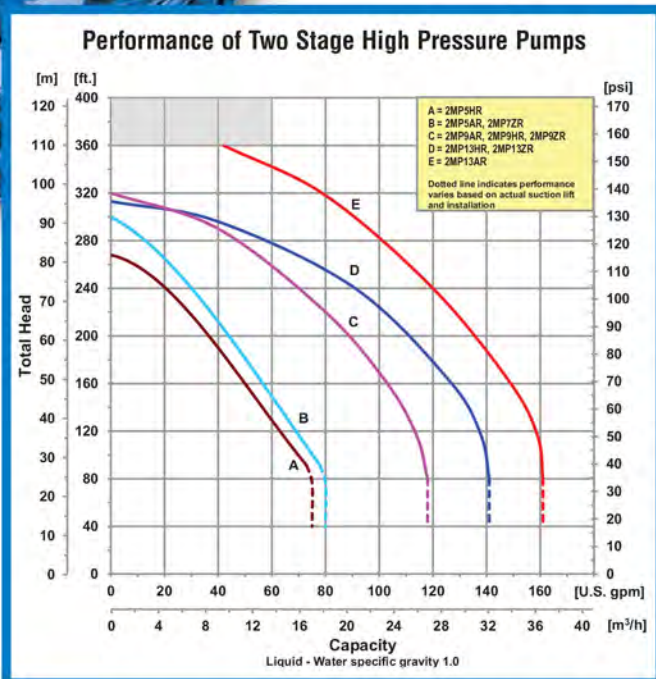
Model 2MP5AR



Close Up View of  
 Optional 1-1/2"  
 MNPT 2MPX-90  
 Flange Kit

### Engine Driven Two Stage High Pressure/Fire Pumps

- **Cast Aluminum Construction with Cast Iron Diffusers**
- **High Efficiency Two-Stage Precision Cast Aluminum Impellers**
- **2" NPTM Cast Iron Suction Port**
- **Three-Way Cast Iron Discharge Port**
- **Viton® Mechanical Seal with Silicon Carbide and Carbon Faces**
- **EPDM/EPR O-Rings and Gaskets**
- **Maximum Head up to 155 PSI**
- **Maximum Flow up to 160 GPM**
- **Built-in Flapper/Check Valve Permits Self-priming to 20 Ft.**
- **Heavy Duty Steel Roll Frame Included**
- **Engine Options: Honda, Briggs & Stratton Gasoline or Hatz Diesel**
- **Optional Wheel Kit Available**



IPT ENGINE DRIVEN TWO STAGE HIGH PRESSURE/FIRE PUMPS

The IPT Self-priming Two-stage High Pressure Engine Driven pump includes precision cast high efficiency impellers to maximize performance and pressure. Cast iron diffusers for durability and extended life. Aluminum construction and heavy duty powder coated steel frame allows portability for use in many applications. This pump features cast iron male NPT ports, silicon carbide mechanical seals, EPDM/EPR O-rings and gaskets, built-in flapper/check valve and wrench for easy service of the pump. This unit is ideal for fire protection, emergency fire fighting, washdown and AG/sprinkler applications.



400 Spring Street • Royersford, PA 19468 USA

[www.amtpump.com](http://www.amtpump.com) • 888-amt-pump (268-7867)

For use with nonflammable liquids compatible with pump component materials.

Viton® and Teflon® are registered trademarks of E. I. DuPont.

FIRE-7



# Engine Driven Two Stage High Pressure Pumps

## Pump Dimensional & Specification Data

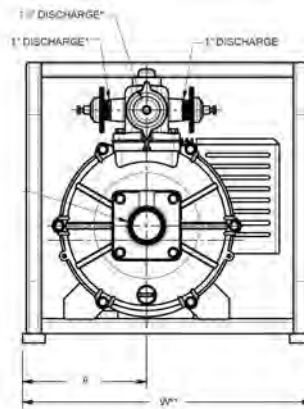
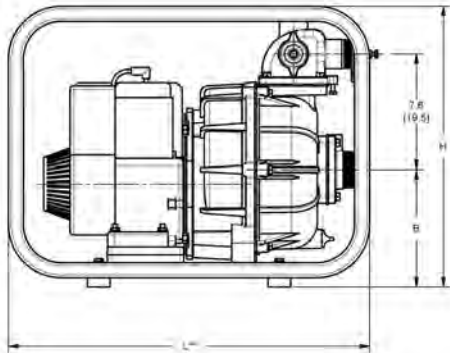
Model	Curve	Driver	Seal Type & Elastomer/Faces	Run Time (Hr.)	Tank Size (Gal/Ltr)	Ship Wt. (Lbs.)
2MP5HR	A	Honda GX160▲	Viton® Silicon Carbide/Carbon & EPDM/EPR O-rings, Gasket & Flapper/Check Valve	2.0	0.82/3.1	110
2MP7ZR	B	Hatz 1B30▲++		2.8	1.32/5.0	190
2MP5AR	B	B & S Vanguard▲		1.3	0.87/3.3	110
2MP9ZR	C	Hatz 1B40▲++		1.9	1.32/5.0	240
2MP9HR	C	Honda GX270▲		2.5	1.40/5.3	145
2MP9AR	C	B & S Vanguard▲		1.5	0.95/3.6	145
2MP13HR	D	Honda GX390▲++		2.5	1.60/6.1	185
2MP13ZR	D	Hatz 1B50▲++		1.8	1.32/5.0	270
2MP13AR	E	B & S Vanguard▲++		1.8	2.25/8.5	175

Construction: Aluminum

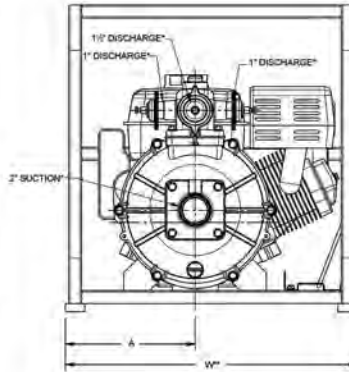
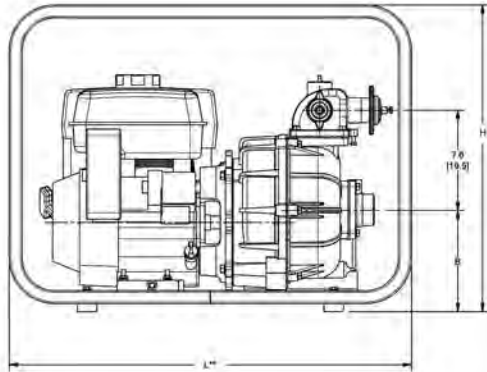
▲ Oil Alert Included

++ Electric Start

Model 2MP5 Series:



Model 2MP7/9/13 Series:



## Standard Features

- Cast Aluminum Construction with Cast Iron Diffusers
- High Efficiency Two-Stage Precision Cast Aluminum Impellers
- 2" NPTM Cast Iron Suction Port
- **2MPX-90** - Optional 1-1/2" Suction Port Flange Kit Available
- Three-Way Cast Iron Discharge Port – includes (1) 1-1/2" NPTM & (2) 1" NPTM
- Viton® Mechanical Seal with Silicon Carbide/Carbon Faces
- EPDM/EPR O-rings & Gaskets
- Choice of Briggs & Stratton, Honda Gasoline or Hatz Diesel Engines
- Heavy Duty Steel Roll Frame Included
- Maximum Head up to 155 PSI
- Maximum Temperature 200° F
- Maximum Flow up to 160 GPM
- Optional High Pressure Hose or Wheel Kit Available, See Accessories Pages for More Information
- **Models 2MP9/2MP13 meet or exceeds US Coast Guard Fire Pump Performance Requirement** as specified by 46 CFR 27.301 (Jan 1, 2004 Revision)

Model	HP Class ♦	SUC*	DIS*	A	B	L**	W**	H
2MP5HR	5 HP	2	3-Way	8.2 [21.0]	7.7 [19.7]	24.0 [60.9]	19.2 [48.7]	18.6 [47.2]
2MP7ZR	7 HP	2	3-Way	8.2 [21.0]	11.6 [29.4]	24.0 [60.9]	19.2 [48.7]	18.6 [47.2]
2MP5AR	5 HP	2	3-Way	8.2 [21.0]	7.7 [19.7]	24.0 [60.9]	19.2 [48.7]	18.6 [47.2]
2MP9ZR	9 HP	2	3-Way	8.6 [22.0]	11.4 [29.2]	31.0 [78.7]	22.5 [57.1]	23.6 [60.0]
2MP9HR	9 HP	2	3-Way	7.8 [19.9]	10.0 [25.4]	31.0 [78.7]	22.5 [57.1]	23.6 [60.0]
2MP9AR	9 HP	2	3-Way	7.8 [19.9]	10.0 [25.4]	31.0 [78.7]	22.5 [57.1]	23.6 [60.0]
2MP13HR	13 HP	2	3-Way	7.8 [19.9]	10.0 [25.4]	31.0 [78.7]	22.5 [57.1]	23.6 [60.0]
2MP13ZR	13 HP	2	3-Way	7.8 [19.9]	10.0 [25.4]	31.0 [78.7]	22.5 [57.1]	23.6 [60.0]
2MP13AR	13 HP	2	3-Way	7.8 [19.9]	10.0 [25.4]	31.0 [78.7]	22.5 [57.1]	23.6 [60.0]

(♦) HP Class represents market category and is not intended to define actual horsepower.

(\*) Standard NPT (Male) pipe thread.

(\*\*) This dimension may vary due to engine manufacturer's specifications.

NOTE: Dimensions are in inches (centimeters) and have a tolerance of ± 1/8".



A Gorman-Rupp Company

Manufacturer of AMT & IPT Pumps

400 Spring Street • Royersford, PA 19468 USA

[www.amtpump.com](http://www.amtpump.com) • 888-amt-pump (268-7867)

The Gorman-Rupp Company reserves the right to discontinue any model or change specifications at any time without incurring any obligation.  
©2012 American Machine and Tool Company. All rights reserved.



GORMAN-RUPP®

0414